



SITE AMENITIES



Show your creativity.

Stewart Iron Works has over 117 years of manufacturing experience with thousands of satisfied customers. Our products have been gracing Main Streets for well over a century from coast to coast with our time honored historic designs. Today we are refurbishing many of the products we made at the turn of the century.

We take great pride in our heritage and our commitment to produce quality products for future generations to enjoy. Each Stewart order is handcrafted. Whether a piece is forged with a hammer and anvil or welded and laser cut, our products are built with the structural integrity to last a lifetime.

Our design team is ready to assist you with any custom design from the conceptual stage to final completion. Personalize your standard site amenities with city logos or custom details value engineered to meet your budget needs.

We are proud of our tradition of excellence. We look forward to continuing our service to our customers with the same attention to style and detail that has been the hallmark of our company for over a century.



NEW YORK CITY PARK BENCH SERIES™



A



B



C



D



E

NEW YORK CITY PARK BENCH

At the turn of the century the five foot bench was on all of the Greenline Steamboats that navigated the Ohio and Mississippi rivers. In the 1930's the New York City Park System was expanded and the 6' version was shipped by the thousands. During the last 117 years, the Stewart Iron Works Company has manufactured this bench in over 30 different variations for suppliers throughout the United States. The New York City Park Bench™ now graces city streets and parks across America.

NYCB04	4' length	2 leg units, 2 arms
NYCB05	5' length	3 leg units, 2 arms
NYCB06	6' length	3 leg units, 2 arms
NYCB08	8' length	5 leg units, 5 arms

OPTIONS:

- A. Bronze donor plaques or city logos 5" diameter. (shown)
- B. Ribbon logo in bench ends 2 per bench. (shown)
- C. V Brace in bench ends with bronze plaque 5" diameter. (shown)
- D. Scrolled legs. (shown)
- E. Rectangular Bronze donor plaque. 3-1/2" h. x 9" w. (shown)
- F. Optional center arms for 5' and 6' benches.

Back height: 30-3/4"

Arm height: 23-1/2"

Seat height: 16-1/2"

Construction: Solid steel construction. Legs come pre-drilled for mounting to a hard surface.
Finish: Powder coated Satin Black or Dark Green. Custom colors available upon request.

NEW YORK CITY PARK BENCH SERIES™



NEW YORK CITY DINING TABLE

NYCDT32 32" square

NYCDTUH32 32" square umbrella hole.

Also available in custom sizes.

Height: 29"

Construction: Solid steel construction. Legs come pre-drilled for mounting to a hard surface.

Finish: Powder coated satin Black or Dark Green. Custom colors available upon request.



NEW YORK CITY CHAIR (WITH ARMS)

NYCCA0 2'

Back height: 30-3/4"

Seat height: 16-1/2"

Arm height: 23-1/2"

NEW YORK CITY CHAIR (WITHOUT ARMS)

NYCC02 2'

Back height: 30-3/4"

Seat height: 16-1/2"

Construction: Solid steel construction. Legs come pre-drilled for mounting to a hard surface.

Finish: Powder coated Satin Black or Dark Green. Custom colors available upon request.

NEW YORK CITY BACKLESS PARK BENCH

NYCBB04 4' length 2 leg units

NYCBB05 5' length 3 leg units

NYCBB06 6' length 3 leg units

Seat height: 17"

Seat depth: 20-1/2"

Construction: Solid steel construction. Legs come pre-drilled for mounting to a hard surface.

Finish: Powder coated Satin Black or Dark Green. Custom colors available upon request.



NEW YORK CITY PARK BENCH SERIES™



SCROLLED NEW YORK CITY PARK BENCH

SNYCBVB02	2' wide	2 leg units	2 arms
SNYCBVB04	4' long	2 leg units	2 arms
SNYCBVB05	5' long	3 leg units	2 arms
SNYCBVB06	6' long	3 leg units	2 arms

Seat height: 16-1/2"

Back height: 30-3/4"

Arm height: 23-1/2"

Construction: Solid steel construction. Legs come pre-drilled for mounting to a hard surface.

Finish: Powder coated Satin Black or Dark Green. Custom colors available upon request.



CURVED NEW YORK CITY PARK BENCH

Designed to be a set of 9 benches with each unit having an inside radius of 12'3". Series locks together with arm unit. Benches can also be used individually.

CNYCB075 7'5" length 3 leg units, 2 center straps.

Seat height: 16-1/2"

Arm height: 23-1/2"

Back height: 30-3/4"

Construction: Solid steel construction. Legs come pre-drilled for mounting to a hard surface. Arm assemblies lock units together.

Finish: Powder coated Satin Black or Dark Green. Custom colors available upon request.

DOVER COLLECTION™



DOVER BENCH

LRB02	3'1-3/4" length, seat width 25-3/4"
LRB05	5'9" length, seat width 4'9"
LRB06	6'6" length, seat width 5'6"

Seat height: 18"

Back height: 32"

Arm height: 32"

Construction: All steel construction. Legs come pre-drilled for mounting to a hard surface.

Finish: Powder coated Satin Black or Dark Green. Custom colors available upon request.



DOVER BACKLESS BENCH

LRBB05	5'9" length
LRBB06	6'6" length

Seat height: 18"

Arm height: 26-3/4"

Seat depth: 18-1/4"

Construction: All steel construction. Legs come pre-drilled for mounting to a hard surface.

Finish: Powder coated Satin Black or Dark Green. Custom colors available upon request.

DOVER COLLECTION™



DOVER LITER RECEPTACLE

LR-100

Height: 36-1/4"

Diameter: 27"

Construction: Solid steel

Finish: Powder coat Satin Black or Dark Green. Custom colors available upon request.

Features: 30 gallon black polyethylene liner with handholds. Spun steel lid cabled to unit. Mounting feet pre-drilled for mounting to a hard surface.

TREE GUARDS



All tree guards come in two halves and bolt together. Tree guards can be order with mounting brackets to bolt top to tree grates with base plates or mounted with extended pickets. Please specify when ordering. Tree guards are available in 2 heights. Custom tree guards in round and square designs are available please inquire. Personalize any product with a laser cut city logo or small commemorative plaque.

HAIRPIN 2 RAIL TREE GUARD

SITG194BP 1'9" outside diameter X 4' high with base plate

SITG195BP 1'9" outside diameter X 5' high with base plate

BALL TOP PICKET 2 RAIL TREE GUARD


SIBTTG194BP 1'9" outside diameter X 4' high with base plate

SIBTTG195BP 1'9" outside diameter X 5' high with base plate

Optional extended pickets for mounting. Please specify at time or order.

Construction: Solid steel construction. Tree guards have a number of mounting options please call to discuss.

Finish: Powder coated Satin Black or Dark Green. Custom colors available upon request.



BICYCLE RACKS



NEW YORK CITY BIKE RACK™

NYCBR05 5' length

Height: 34-1/2"

Construction: All steel construction. Legs come pre-drilled for mounting to a hard surface.
Finish: Powder coated Satin Black or Dark Green.
Custom colors available upon request.



PIPE BIKE RACK

PBR02 2' length
PBR04 4' length
PBR05 5' length
PBR06 6' length

Post height: 36-1/4"

Rail height: 35-1/2"

Construction: All steel construction. Posts come pre-drilled for mounting to a hard surface.
Finish: powder coated Satin Black or Dark Green.
Custom colors available upon request.

VICTORIAN BIKE RACK

VBR05 5' length

Post Height: 46"

Rail height: 32-3/4"

Construction: Solid steel construction. Posts come pre-drilled for mounting to a hard surface.
Finish: Powder coated Satin Black or Dark Green.
Custom colors available upon request.



PLANTERS



NEW YORK CITY CASCADING PLANTER GROUP

NYCCP01 45" high x 34" diameter

NYCCP02 39" high x 34" diameter

NYCCP03 30" high x 34" diameter

Containers 22-1/2" diameter x 19" high

Terra cotta color planters are heavy duty polyethylene and come with saucer. Custom colors also available upon request.

Construction: Solid steel construction with exception of planters. Legs come pre-drilled for mounting to a hard surface.

Finish: Powder coated Satin Black or Dark Green. Custom colors available upon request.



ARCH TOP ORNAMENTAL 3 RAIL PLANTER

ATP3R 24" high x 26" square

Containers 22-1/2" square x 19" high

Terra cotta color heavy duty polyethylene containers. Custom colors available upon request.

Construction: All steel construction with exception of containers. Legs come pre-drilled for mounting to a hard surface.

Finish: Powder coated satin Black or Dark Green. Custom colors available upon request.



ARCH TOP SQUARE PLANTER

ATP01 24" high x 26" square

Containers 22-1/2" square x 19" high

Terra cotta color heavy duty polyethylene containers. Custom colors available upon request.

Construction: All steel with exception of containers. Legs come pre-drilled for mounting to a hard surface.

Finish: Powder coated Satin Black or Dark Green. Custom colors available upon request.



HAIRPIN 2 RAIL PLANTER

HPP2R 24" high x 32-1/2" square

Containers 22-1/2" square x 19" high

Terra cotta color heavy duty polyethylene containers. Custom colors available upon request.

Construction: All steel construction with exception of containers. Legs come pre-drilled for mounting to a hard surface.

CAST IRON POST & BOLLARD COLLECTION™



CAST IRON POST & BOLLARD COLLECTION™



CAST IRON POST & BOLLARDS

Fence, gate and post makers for the last 117 years, Stewart Iron Works is internationally recognized for fine ornamental ironwork in residential, commercial and historic restoration projects.

All cast iron posts and bollards are created from Stewart Iron Works extensive collection of patterns dating back to 1886. We also can create custom post patterns per your request.

- #1 **Style #91-W** 77-1/2" overall height with four rosettes.
- #1-A **Style #90** 77-1/2" overall height without rosettes.
- #2 **Style #1691TCB** 3" tubular steel post with cast iron elements. Adjustable heights.
- #3 **Style #60** 50" overall height.
- #4 **Style #61** 42-1/2" overall height.
- #5 **Style #9115-60T** 50-1/2" overall height.
- #6 **Style #4** 41-1/2" overall height.
- #7 **Style #9** 49" overall height.
- #8 **Style #60-L657ZR** 48" overall height.
- #9 **Style #5UT** 46-1/4" overall height.

- #10 **Style #6005-60T** 37-3/4" overall height.
- #11 **Style #25** 6" adjustable height post.
- #12 **Style #50** 45-1/2" high.
- #13 **Style #25** 8" adjustable height post.
- #14 **Style #84** 48" overall height.
- #15 **Style #13** 46" overall height.
- #16 **Style #62** 62-1/2" overall height
- #17 **Style #58** 71-1/2" overall height.
- #18 **Style #96** 75-3/4" overall height.
- #19 **Style #20** 70" overall height.
- #20 **Style #63** 70" overall height.
- #21 **Style #95-S** 45-1/4" overall height
- #21+ **Style #95-L** 49-1/4" overall height

Please inquire for spec sheets on each individual post. Post can be ordered raw and unassembled or assembled and powder coated. Various options are available for ground or surface mounting and also to accept chain. Some tops are interchangeable please inquire.



SIGNAGE

We encourage the development of site amenity package products to ensure a city's benches, planters, signage and trash receptacles work together as a collection providing an identity to beautify Main Street development. Please inquire about many of our signage options. We have signage drawings dating back to the turn of the century to add historic charm to any revitalization project.

GATEWAY SIGNAGE

GWSM 4'9-1/4" wide x 63-5/8" high with custom letter option

GWSVL 4'9-1/3" wide x 63-5/8" high with custom letter option
(not shown)

GWSB Overall size: 16'-3" wide x 8'

Oval Sign & Scrollwork: 8'-3" wide x 7'-6"

12" Sq. Box Panel Posts: large 7'-6" high

small 6'-6" high

Og. Panel: 6'-1" high x 2' wide

NOTE: Entrance and gateway signage can be custom designed to meet your specific requirements.



GWSB



SIGNAGE KIOSK'S DOUBLE SIDED

SK01 Signage kiosk with copper roof. 5' wide x 70" high

Signage are 4' wide x 34-3/4" high

SK02 Signage kiosk with laser cut city logo.

2'-7" wide x 7'-10-1/2" high

Uses 3" sq. post supports

Directory box 2' wide x 5' high

Custom options include laser cut designs atop roof. All lettering and actual signage packages to be quoted as required. All signage kiosks are designed to bolt down to concrete pads.



SIGNAGE



STREET SIGN POLES

SP01L Large street sign pole 16' 9-1/2" high

SP01S Small street sign pole 11' high

All street signs include 2 arm brackets per pole. Brackets are available in four sizes to accommodate street names. All bracket arms include channel to slip signage into and bolt in place. Both signs will accommodate either 6" high or 9" high sign blanks.

Sign blanks furnished by others. Poles are steel with cast iron bases and steel mounting plates designed to bolt to concrete pads.

Optional selections include custom brackets with laser cut logo's and custom finials atop poles.




CUSTOM DESIGN SERVICES & FABRICATION

In addition to our standard line of products we welcome custom designs to meet the needs of our clients whether it be site amenities or custom fences, gates, railings or arches. Please contact your Stewart Iron representative for further details.

RESTORATION SERVICES

We offer complete restoration services including pattern making and casting. Please call for examples of our restoration services and additional information for project specifications.

TREE BENCH



NEW YORK CITY TREE BENCH

NYCTB04 4' inside diameter.

NYCTB05 5' inside diameter

NYCTB06 6' inside diameter

Seat height: 18"

Back height: 32"

Seat depth: 19-1/4"

Construction: All steel construction. All tree benches ship in 4 sections and bolt together. Legs come with tabs pre-drilled for mounting to a hard surface.
Finish: Powder coated Satin Black or Dark Green. Custom colors available upon request.

NEW YORK CITY BACKLESS TREE BENCH

NYCTBB04 4' inside diameter

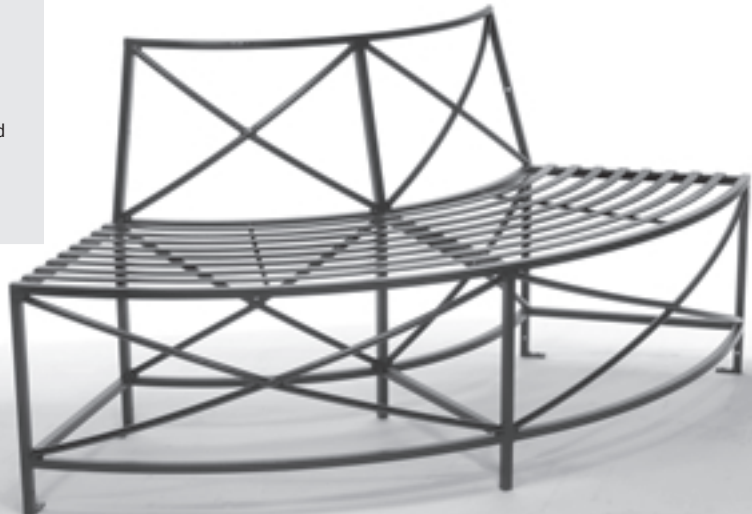
NYCTBB05 5' inside diameter

NYCTBB06 6' inside diameter

Seat height: 18"

Seat depth: 20"

Construction: All steel construction. All tree benches ship in 4 sections and bolt together. Legs come pre-drilled for mounting to a hard surface.
Finish: Powder coated Satin Black or Dark Green. Custom colors available upon request.



GATEWAY ARCHES AND GAZEBOS

GATEWAY ARCHES

Gateway arches are custom designed and quoted to meet your specific requirements. Please inquire.



GAZEBOS

All gazebos are custom designed and site specific. Our gazebos can ship in sections and be erected at the site. They can ship with or without roofing options. Please inquire.

Construction: All steel construction with optional vinyl or laser cut lettering. All signage is designed to bolt down to concrete pads. Finish: Powder coated in Satin Black or Dark Green. Custom colors are available upon request.

For signage kiosks and gazebos, copper roofs or standing seam metal roofs are available. Please inquire.





TO PLACE AN ORDER

All sales (including telephone / fax) must be confirmed with a signed proposal or purchase order. Your purchase order should include the following information: Item name and, or model number, color (special finishes and custom colors must provide a color chip approved for use.) quantity of item or items and all shipping information.

Custom design orders must include final approved shop drawings, written specifications and any other information required for fabrication. Materials provided for match work on special finishes or custom colors should be 2" x 2" minimum. Stewart Iron Works reserves the right to request customer approval and sign-off on any match finish once a sample match is completed.

Stewart Iron Works can provide submittal drawings upon request. Custom design drawings and prototype work will be quoted on an individual basis. Alterations to existing product lines must be submitted as a custom design specification. All final approvals must carry the signature of the responsible party.

Upon our receipt of your purchase order you will be sent a confirmation notice; please check this document carefully for its accuracy. Any errors must be reported to Stewart Iron Works immediately.

CANCELLATIONS

Cancellations will not be accepted after production has begun. On stock items there is a 25% restocking charge.

PAYMENT

All prices are quoted F.O.B. Covington, Kentucky unless otherwise noted. Prices quoted are valid for 90 days from date of quote and may be subject to change without notice. A 50% deposit is required when your order is placed with the balance due before shipping. Any other arrangements must be approved in writing prior to final confirmation of your order. We also accept Visa and MasterCard.

SHIPPING

All orders are shipped freight collect or third party billing based on final destination. Orders being shipped pre-paid will be quote freight plus 10%.

Some items ship individually boxed and others due to weight and size require individual crates. You will be informed if additional crating charges are applicable.

All shipments will be made via common carrier unless specified otherwise on your purchase order. Boxes and crates are usually heavy and often awkward to handle and you may require mechanical assistance when unloading. Additional handling of freight is solely the responsibility of the buyer and is not included in purchase or shipping costs provided by Stewart Iron Works unless requested in writing prior to quoting.

CLAIMS AND RETURNS

All items are carefully inspected and securely packed by Stewart Iron Works before leaving the factory. Stewart Iron Works is not responsible for loss or damage incurred during transit. Please notify the carrier immediately if your shipment has been mishandled or is incomplete in any way. Any shortage should be reported to Stewart Iron Works within (5) working days of receipt of your order.

Return authorization must be obtained from the factory prior to our accepting delivery of any returned item.

CUSTOMER PICKUPS

Normal pick up hours are Monday through Friday 8:00 a.m. to 3:00 p.m. A storage charge of \$35.00 per day will be assessed on all orders that have not been retrieved from the factory within (72) hours following notification of completion unless other prior arrangements have been made.

WARRANTY

Stewart Iron Works warrants its products to be free of defects in construction, workmanship or materials for a period of (12) months from date of invoice under typical use and conditions, excluding vandalism.

Stewart Iron Works will repair or replace at our option, any part or item found to be defective within terms of our warranty. It is the responsibility of the customer to promptly notify Stewart Iron Works in writing in the event of a defective merchandise complaint.

All information contained within believed to be accurate at the time of printing. Stewart Iron Works reserves the right to make corrections to design and or construction of any item or product produced for or by Stewart Iron Works. Copyright 2003 The Stewart Iron Works Company.

PAINT FINISH

Site furnishings are sealed with Stewart Enviro-Coat™, an environmentally friendly process that results in a beautiful powder coat finish that resists rust, peeling, chipping, and fading guaranteed for five years under typical conditions. This exemplarily polyester powder coat system begins with extensive substrate cleaning to ensure complete removal of heavy mill scale, rust and grease. After cleaning and surface prep and prior to the final colored powder coating, the metal substrate is sealed in an environmentally friendly corrosion-inhibiting zinc-phosphate coating up to a thickness of 2 mils. The polyester color coating is then applied by the electro-static method and oven-cured to chemically bond the coating to the substrate for a long lasting, durable finish up to 3-6 mils thick. This economic alternative to galvanizing is also available for many fence and gate products.

Ask about Stewart Iron Works fence, gate and ornamental iron catalogue.



STEWART IRON WORKS COMPANY

20 West 18th Street

Covington, KY 41011

(859) 431-1985

Fax (859) 431-2035

www.stewartironworks.com